

**TELEDYNE CONTINENTAL® AIRCRAFT ENGINE
CRITICAL SERVICE BULLETIN**

**Category 2
CSB08-9A**
Technical Portions FAA
Approved(Supersedes
CSB08-9)

COMPLIANCE NECESSARY TO MAINTAIN SAFETY

SUBJECT: Slick Service Bulletin SB3-08A

PURPOSE: Notification and support of the Mandatory Inspections Called for in SB3-08A

COMPLIANCE: As listed in bulletin, time in service sensitive

MODELS

AFFECTED: Engines equipped with Slick 4300/6300 magnetos and Lasar™ 4700/6700 magnetos as designated in the bulletin

GENERAL

Unison Industries has issued Slick Service Bulletin SB3-08A dated 09-11-2008, concerning inspections of specific magneto models as listed above. The affected magnetos may be installed on various TCM model engines.

Inspections are considered Mandatory and must be accomplished as required by the attached bulletin.

WARNING


**FAILURE TO COMPLY WITH THE RECOMMENDED
INSPECTIONS OF SLICK SERVICE BULLETIN SB3-08A
MAY CAUSE INTERRUPTION OF ENGINE OPERATION
DUE TO MAGNETO FAILURE.**

Questions?

Contact Unison Piston Products Technical Support Hotline at 904-739-4081

Unison Technical Publications Web-site: www.unisonpubs.com

Teledyne Technical Services 888-826-5465

ISSUED			REVISED			 Teledyne Continental Motors, Inc. P.O. BOX 90 MOBILE, AL 36601 251-438-3411	PAGE NO	REVISION
MO	DAY	YEAR	MO	DAY	YEAR		1 of 2 CSB08-9	A
06	16	2008	09	30	2008			

SLICK SB3-08A

Service Bulletin

UNISON PROPRIETARY INFORMATION

The information contained in this document is Unison proprietary information and is disclosed in confidence. It is the property of Unison and shall not be used, disclosed to others or reproduced without the express written consent of Unison. If consent is given for reproduction in whole or in part, this notice and the notice set forth on each page of this document shall appear in any such reproduction in whole or in part. The information contained in this document may also be controlled by U.S. export control laws. Unauthorized export or re-export is prohibited.

TO: Aircraft manufacturers, distributors, dealers, engine overhaul facilities, owners and operators of Slick Aircraft Products aircraft magnetos.

SUBJECT: Mandatory inspections on all Slick 4200/6200/4300/6300 and LASAR™ 4700/6700 magnetos

MAGNETO MODELS

- AFFECTED:**
- Slick and LASAR™ magnetos with serial numbers beginning with 0409XXXX through 08080453.
 - Magnetos which have had carbon brush or distributor block assembly replaced with components packaged between September 1, 2004 and August 14, 2008.

ENGINE MODELS

AFFECTED: Engines utilizing Slick and LASAR™ magnetos.

AIRFRAME MODELS

AFFECTED: Aircraft utilizing Slick and LASAR™ magnetos.

BACKGROUND

INFORMATION: Field reports indicate operators have experienced premature carbon brush wear. Premature brush wear can lead to failure of the magneto to provide consistent spark and possible loss of engine power. This bulletin describes an inspection schedule for specific serial number ranges and magneto and brush operating times due to observed variations in premature wear rates.

Bulletin SB3-08A supersedes bulletin SB3-08. The bulletin has been updated to ease the inspection schedule for low operating time magnetos, to provide an ending serial number for the affected range of magnetos, and to announce the availability of new design magnetos and replacement parts.

Inspections that were carried out per the schedule originally recommended in SB3-08 should be considered when determining the need for additional inspections per this revised bulletin.

For magnetos that require continued special inspections per this bulletin, Unison recommends replacement of the carbon brush, or distributor assembly, or magneto with new design parts as described in the Detailed Instructions to prevent the need for additional special inspections.

ISSUED			REVISED			Unison Industries 530 Blackhawk Park Avenue Rockford, Illinois, U.S.A. 61104 ©2008 Unison Industries, LLC	PAGE NO. 1 of 5	REVISION A
MO	DAY	YR	MO	DAY	YR			
05	13	08	09	11	08			

SLICK Service Bulletin SB3-08A

New Magnetos, manufactured after the ending serial number indicated, and new replacement Brush Kits, and Distributor Kits, manufactured after August 14, 2008, contain a new carbon brush material that is less susceptible to accelerated side-wear in the distributor gear shaft. The new material has successfully completed substantial bench and flight tests, accumulating extensive service time in both four and six cylinder engine applications. Design improvements have also been made to the distributor gear assembly, revising tolerances to reduce gear shaft end-play to help reduce brush side-wear, and to the distributor bearing support bar, adding ribs to effectively increase the distance across the insulating material surface.

- COMPLIANCE:
- For all magnetos with serial numbers 0409XXXX through 0611XXXX, and all magnetos that have had a carbon brush or distributor block replaced with components packaged between September 1, 2004 and November 30, 2006 perform Compliance Step 2 only. See Detailed Instructions for Service Bulletin ending compliance information.
 - For all magnetos with serial numbers between 0612XXXX and 08080453, and all magnetos that have had a carbon brush or distributor block replaced with components packaged between December 1, 2006 and August 14, 2008, perform Compliance Steps 1 or 2 as applicable based on magneto operating time. See Detailed Instructions for Service Bulletin ending compliance information.

COMPLIANCE STEPS

- * Total magneto operating time is defined as magneto engine operating time since new or since carbon brush replacement, whichever is less.
1. For magnetos with some operating time but less than 250 hours of engine operating time, if not previously inspected per SB3-08 initial issue, inspect within the next 25 hours of operation. Inspect again within the next 250 hours or at the 500 hour magneto service interval, whichever comes first. Subsequently follow the recommended inspection schedule in the applicable Unison or engine/airframe manufacturer's Maintenance and Overhaul publications.
 2. For magnetos with greater than 250 hours of engine operating time that have not yet been inspected pursuant to this service bulletin, inspect the magneto within the next 50 hours or at next annual inspection, whichever occurs first. Subsequently, follow the recommended inspection schedule in the applicable Unison, or engine or airframe manufacturer's Maintenance and Overhaul publication(s). No further special inspections per this bulletin are required unless brush or distributor assembly is replaced.

NOTE: If the distributor block assembly or carbon brush are replaced with parts packaged between September 1, 2004 and August 14, 2008, perform Service Bulletin requirements as applicable.

PROOF OF COMPLIANCE: Appropriate logbook entries.

UNISON PROPRIETARY INFORMATION – Subject to the restrictions on the cover or first page

ISSUED			REVISED			Unison Industries 530 Blackhawk Park Avenue Rockford, Illinois, U.S.A. 61104 ©2008 Unison Industries, LLC	PAGE NO.	REVISION
MO	DAY	YR	MO	DAY	YR			
05	13	08	09	11	08	2 of 5	A	

SLICK Service Bulletin SB3-08A

PARTS REQUIRED

PER BULLETIN: As required by inspections described in this Service Bulletin, do one or more of the following: replace magneto, or distributor block (4-cylinder distributor Kit P/N K3822 or 6-cylinder distributor Kit P/N K3823), or carbon brush (Kit P/N K3215), or coil (Kit P/N K3975 or K5275) specified in Maintenance and Overhaul Manuals L-1037, L-1363, or L-1503 as applicable.

TOOLS REQUIRED

PER BULLETIN: Slick T-100 Tool Kit, magneto timing light, T-300 SynchroLASAR™ and standard shop tools as applicable.

WEIGHT CHANGE: None.

REQUIRED SERVICE

LITERATURE: Refer to the following literature when performing the instructions listed below:

Slick 4200/6200 Magneto Maintenance and Overhaul Manual L-1037

Slick 4300/6300 Magneto Maintenance and Overhaul Manual L-1363

LASAR™ 4700/6700 Magneto Maintenance and Overhaul Manual L-1503

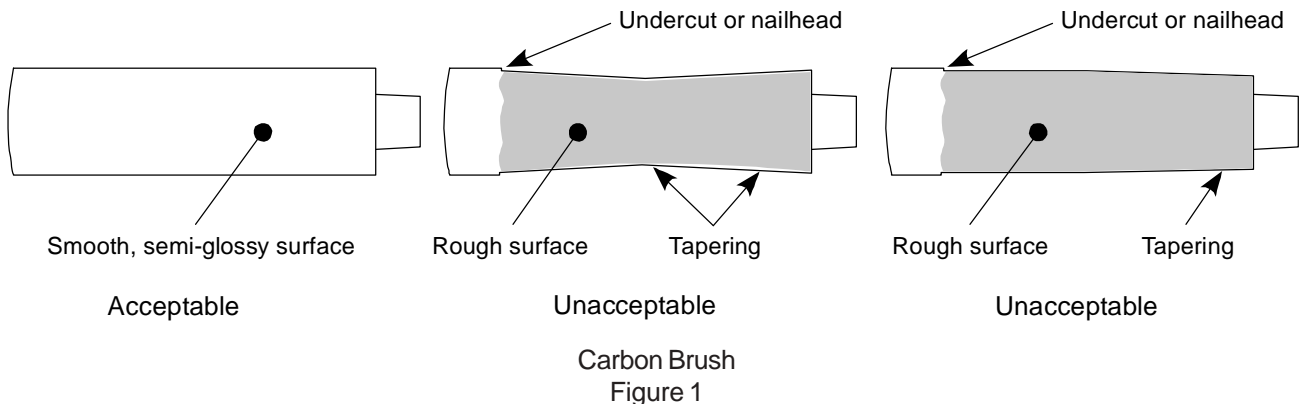
Slick Service Bulletin SB2-08 - Magneto Breaker Cam Inspection

WARRANTY INFORMATION:

If damage or premature wear listed in this Service Bulletin is discovered during inspection, and the magneto is within Unison's 1-year warranty period, the magneto may be returned through your point of sale for warranty replacement. For magnetos outside the 1-year warranty period in which components listed in this bulletin have failed, those components may be returned under warranty through your point of sale.

DETAILED INSTRUCTIONS:

1. Use lighted magnification (4X minimum) to inspect carbon brush for rough surface and possible tapering. **REPLACE CARBON BRUSH THAT SHOWS ANY OF THE UNACCEPTABLE CONDITIONS SHOWN IN FIGURE 1 PER THE APPLICABLE MAINTENANCE AND OVERHAUL MANUAL.**



UNISON PROPRIETARY INFORMATION – Subject to the restrictions on the cover or first page

ISSUED			REVISED			Unison Industries 530 Blackhawk Park Avenue Rockford, Illinois, U.S.A. 61104 ©2008 Unison Industries, LLC	PAGE NO. 3 of 5	REVISION A
MO	DAY	YR	MO	DAY	YR			
05	13	08	09	11	08			

SLICK Service Bulletin SB3-08A

- Inspect coil tab for carbon residue coating left by carbon brush. See Figure 2. **REPLACE CARBON BRUSH PER THE APPLICABLE MAINTENANCE AND OVERHAUL MANUAL IF SUBSTANTIAL RESIDUE IS FOUND ON COIL TAB.** Use a cotton swab and alcohol to remove residue from coil tab, or replace coil if tab cannot be cleaned. Also inspect high tension coil tab for wear caused by carbon brush. Wear is indicated by a visible depression in the tab. If tab is worn, replace coil.



Acceptable



Unacceptable

Evidence of Improper Wear of Carbon Brush
Figure 2

- Inspect bearing bar for evidence of brush residue contamination, burning, or arcing. See Figure 3. **REPLACE DISTRIBUTOR BLOCK ASSEMBLY PER THE APPLICABLE MAINTENANCE AND OVERHAUL MANUAL IF THERE IS ANY EVIDENCE OF ELECTRICAL ARCING OR BURNING.** The new bearing bar can be identified by either the manufacturer-dated packaging, or visually by noting the dams.



Unacceptable
(Developing bearing bar failure)

Bearing Bar
Figure 3

UNISON PROPRIETARY INFORMATION – Subject to the restrictions on the cover or first page

ISSUED			REVISED		
MO	DAY	YR	MO	DAY	YR
05	13	08	09	11	08

Unison Industries
530 Blackhawk Park Avenue
Rockford, Illinois, U.S.A. 61104
©2008 Unison Industries, LLC

PAGE NO.

4 of 5

REVISION

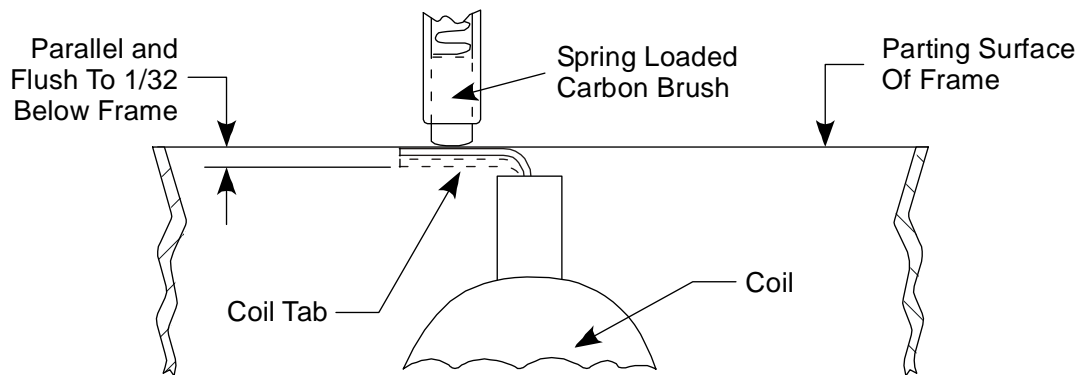
A

SLICK Service Bulletin SB3-08A

- If bearing bar does not show evidence of burning or arcing, clean and remove any normal residue per the applicable Maintenance and Overhaul Manual and reassemble into the magneto.

CAUTION: IF THE COIL TAB PROTRUDES ABOVE THE MAGNETO FRAME, IT CAN MAKE DIRECT CONTACT WITH THE DISTRIBUTOR GEAR AXLE AND CAUSE THE MAGNETO TO MALFUNCTION.

- Prior to installing distributor block, make sure coil tab is parallel to and flush with frame mating surface to within 1/32 inch. See Figure 4.



Coil Tab Positioning
Figure 4

- Service Bulletin ending compliance can be documented if existing magneto is replaced by new magneto with serial number 08080454 or later, or if the carbon brush and/or distributor block has been replaced by one manufactured after August 14, 2008, or if the magneto has accumulated 500 hours of engine operating time and has passed the Service Bulletin inspection requirements. Make an appropriate logbook entry.

NOTE: Special provisions have been made with Unison Distributors for replacement kits. Visit www.unisonindustries.com/ourproducts/distributors.html for a list of Unison's authorized distributors.

Unison Piston Products Technical Support Hotline: 904-739-4081

Unison Technical Publications Web-site: www.unisonpubs.com


UNISON PROPRIETARY INFORMATION – Subject to the restrictions on the cover or first page

ISSUED			REVISED			Unison Industries 530 Blackhawk Park Avenue Rockford, Illinois, U.S.A. 61104 ©2008 Unison Industries, LLC	PAGE NO.	REVISION
MO	DAY	YR	MO	DAY	YR			
05	13	08	09	11	08	5 of 5	A	

Warranty

If your TCM engine is within the original full coverage warranty period as stated in your written warranty, contact TCM Technical Services at 1-888-826-5465, option 2

Beyond the full warranty coverage period, contact Unison Hotline for assistance.

ISSUED			REVISED			 CONTINENTAL MOTORS <small>A Teledyne Technologies Company</small> <small>P.O. BOX 90 MOBILE ALABAMA 36601 • 251-438-3411</small>	PAGE NO	REVISION
MO	DAY	YEAR	MO	DAY	YEAR		2 of 2	A
06	16	2008	09	30	2008		CSB08-9	